



# Fayette County Sheriff's Office

James R. "Bobby" Riles, Sheriff

## Monthly Report April 2017

Jail Population		
Jail Intakes	Jail Releases	Avg Daily Population
194	173	185
Highest:	214	
Lowest:	173	

Miles Driven FCSO
0

Warrants / Civil Process		
	Handed Down From Court	Served
Civil Process	268	169
Criminal Warrants	126	127



## Response Volume per Response Type

**From :** null 00:00:00      **To :** null 23:59:59  
**Agency:** Fayette Co SO

Number of Responses : 2,879

<u>Response Type</u>	<u>Number of Responses</u>	<u>Percentage (%)</u>	<u>Cumulative (%)</u>
401 Patient	10	0.35	0.35
911 Hang up	266	9.24	9.59
Abandoned Vehicle	8	0.28	9.86
Abuse	1	0.03	9.90
Accident - Injury	10	0.35	10.25
Accident - No Injury	22	0.76	11.01
Air Craft Crash	1	0.03	11.05
Alarm - Burglar	85	2.95	14.00
Ambulance	20	0.69	14.69
Animal Call Law Enforcement	21	0.73	15.42
Animal Control Response	62	2.15	17.58
Arrest & Hold	4	0.14	17.71
Assault	3	0.10	17.82
Assist - Non-Criminal	7	0.24	18.06
Assist other Agency	69	2.40	20.46
Attempt Burglary	2	0.07	20.53
Attempt Pickup	69	2.40	22.92
Burglary	6	0.21	23.13
Child Abuse/Neglect	3	0.10	23.24
Child Custody	3	0.10	23.34
Civil Matter	16	0.56	23.90
Complaint	17	0.59	24.49
D.L. Query	11	0.38	24.87
Dead on Arrival	5	0.17	25.04
Death Message	1	0.03	25.08
Disabled Vehicle	3	0.10	25.18
Disturbing The Peace	29	1.01	26.19
Escort	5	0.17	26.36
Extra Patrol Request	8	0.28	26.64
Failure to Stop	3	0.10	26.75
Follow Up	63	2.19	28.93
Fraud	2	0.07	29.00
Get Personal Items	7	0.24	29.25
GHSO	66	2.29	31.54
Harassment	11	0.38	31.92
House Watch	2	0.07	31.99
Illegal Dumping	3	0.10	32.09
Indecent Exposure	1	0.03	32.13
Information	69	2.40	34.53
Injury - Accidental	4	0.14	34.66
Juvenile Complaint	2	0.07	34.73
Lock-Out	41	1.42	36.16
Lost / Found	7	0.24	36.40
Loud Music	7	0.24	36.64
Loud Noise	2	0.07	36.71
Missing Person	2	0.07	36.78
Narcotics/Undercover	4	0.14	36.92
NCIC Query	2	0.07	36.99
Poss Break In	2	0.07	37.06

<u>Response Type</u>	<u>Number of Responses</u>	<u>Percentage (%)</u>	<u>Cumulative (%)</u>
Property Damage	4	0.14	37.20
Prowler	1	0.03	37.24
Public Drunk	1	0.03	37.27
Reckless Driver	15	0.52	37.79
Recovered	2	0.07	37.86
Registration Query	58	2.01	39.87
Repossession	5	0.17	40.05
Security Check	908	31.54	71.59
Serving Papers	271	9.41	81.00
Sexual Assault	1	0.03	81.04
Shots Fired	8	0.28	81.31
Stabbing	2	0.07	81.38
Stolen Vehicle	4	0.14	81.52
Stranded Motorist	15	0.52	82.04
Suicidal Party	5	0.17	82.22
Suspicious Activity	27	0.94	83.15
Suspicious Person	10	0.35	83.50
Suspicious Vehicle	22	0.76	84.27
Theft of Property	9	0.31	84.58
Theft of Services	1	0.03	84.61
Threats Made	9	0.31	84.93
Traffic Contr/Hazard	55	1.91	86.84
Traffic Stop	288	10.00	96.84
Traffic Violation	5	0.17	97.01
Transporting	38	1.32	98.33
Trespassing	9	0.31	98.65
Unauthorized Use Veh	2	0.07	98.71
Unruly Juvenile	2	0.07	98.78
Unsecure Building	1	0.03	98.82
Unwanted Person	8	0.28	99.10
Vandalism	11	0.38	99.48
Welfare Check	15	0.52	100.00
	<b>2,879</b>	<b>100.00</b>	



# Response Volume per Response Type

From : null 00:00:00 To : null 23:59:59  
 Agency: Somerville Police Dept

Number of Responses : 913

<u>Response Type</u>	<u>Number of Responses</u>	<u>Percentage (%)</u>	<u>Cumulative (%)</u>
401 Patient	2	0.22	0.22
911 Hang up	80	8.76	8.98
Abandoned Vehicle	1	0.11	9.09
Accident - Injury	2	0.22	9.31
Accident - No Injury	5	0.55	9.86
Alarm - Burglar	20	2.19	12.05
Animal Call Law Enforcement	4	0.44	12.49
Assault	2	0.22	12.71
Assist - Non-Criminal	2	0.22	12.92
Assist other Agency	53	5.81	18.73
Attempt Pickup	8	0.88	19.61
Burglary	1	0.11	19.72
Child Abuse/Neglect	1	0.11	19.82
Civil Matter	3	0.33	20.15
Complaint	9	0.99	21.14
D.L. Query	4	0.44	21.58
Dead on Arrival	1	0.11	21.69
Disturbing The Peace	9	0.99	22.67
Escort	1	0.11	22.78
Follow Up	34	3.72	26.51
Get Personal Items	1	0.11	26.62
Harassment	2	0.22	26.83
Information	9	0.99	27.82
Injury - Accidental	1	0.11	27.93
Lock-Out	16	1.75	29.68
Lost / Found	1	0.11	29.79
Property Damage	2	0.22	30.01
Reckless Driver	10	1.10	31.11
Registration Query	53	5.81	36.91
Repossession	2	0.22	37.13
Security Check	25	2.74	39.87
Shooting	1	0.11	39.98
Stolen Vehicle	1	0.11	40.09
Stranded Motorist	12	1.31	41.40
Suicidal Party	1	0.11	41.51
Suspicious Activity	4	0.44	41.95
Suspicious Person	9	0.99	42.94
Suspicious Vehicle	8	0.88	43.81
Theft of Property	3	0.33	44.14
Theft of Services	1	0.11	44.25
Threats Made	4	0.44	44.69
Traffic Contr/Hazard	11	1.20	45.89
Traffic Stop	479	52.46	98.36
Traffic Violation	2	0.22	98.58
Transporting	2	0.22	98.80
Unruly Juvenile	1	0.11	98.90
Unwanted Person	4	0.44	99.34
Vandalism	1	0.11	99.45
Welfare Check	5	0.55	100.00

<u>Response Type</u>	<u>Number of Responses</u>	<u>Percentage (%)</u>	<u>Cumulative (%)</u>
	913	100.00	




## Response Volume per Response Type

**From :** null 00:00:00      **To :** null 23:59:59  
**Agency:** Oakland Police Dept

Number of Responses : 678

<u>Response Type</u>	<u>Number of Responses</u>	<u>Percentage (%)</u>	<u>Cumulative (%)</u>
911 Hang up	45	6.64	6.64
Abandoned Vehicle	3	0.44	7.08
Accident - Injury	3	0.44	7.52
Accident - No Injury	6	0.88	8.41
Alarm - Burglar	28	4.13	12.54
Ambulance	2	0.29	12.83
Animal Call Law Enforcement	3	0.44	13.27
Assault	2	0.29	13.57
Assist - Non-Criminal	7	1.03	14.60
Assist other Agency	42	6.19	20.80
Attempt Pickup	2	0.29	21.09
Child Abuse/Neglect	3	0.44	21.53
Civil Matter	2	0.29	21.83
Complaint	12	1.77	23.60
Disabled Vehicle	2	0.29	23.89
Disturbing The Peace	10	1.47	25.37
Driving Intoxicated	2	0.29	25.66
Escort	3	0.44	26.11
Extra Patrol Request	2	0.29	26.40
Follow Up	7	1.03	27.43
Get Personal Items	1	0.15	27.58
Harassment	4	0.59	28.17
Identity Theft	1	0.15	28.32
Information	6	0.88	29.20
Juvenile Complaint	2	0.29	29.50
Lock-Out	1	0.15	29.65
Lost / Found	1	0.15	29.79
Loud Noise	3	0.44	30.24
Poss Overdose	1	0.15	30.38
Property Damage	7	1.03	31.42
Reckless Driver	14	2.06	33.48
Registration Query	34	5.01	38.50
Runaway Juvenile	1	0.15	38.64
Security Check	1	0.15	38.79
Sexual Assault	1	0.15	38.94
Stranded Motorist	12	1.77	40.71
Suspicious Activity	14	2.06	42.77
Suspicious Person	2	0.29	43.07
Suspicious Vehicle	10	1.47	44.54
Theft of Property	2	0.29	44.84
Theft of Services	1	0.15	44.99
Threats Made	1	0.15	45.13
Traffic Contr/Hazard	11	1.62	46.76
Traffic Stop	341	50.29	97.05
Traffic Violation	1	0.15	97.20
Transporting	1	0.15	97.35
Trespassing	1	0.15	97.49
Unauthorized Use Veh	1	0.15	97.64
Unruly Juvenile	2	0.29	97.94

<u>Response Type</u>	<u>Number of Responses</u>	<u>Percentage (%)</u>	<u>Cumulative (%)</u>
Unsecure Building	3	0.44	98.38
Unwanted Person	1	0.15	98.53
Vandalism	4	0.59	99.12
Welfare Check	6	0.88	100.00
	<b>678</b>	<b>100.00</b>	




## Response Volume per Response Type

**From :** null 00:00:00      **To :** null 23:59:59  
**Agency:** Piperton Police Dept

Number of Responses : 337

<u>Response Type</u>	<u>Number of Responses</u>	<u>Percentage (%)</u>	<u>Cumulative (%)</u>
911 Hang up	9	2.67	2.67
Abandoned Vehicle	2	0.59	3.26
Accident - Injury	2	0.59	3.86
Accident - No Injury	5	1.48	5.34
Air Craft Crash	1	0.30	5.64
Alarm - Burglar	18	5.34	10.98
Assist other Agency	17	5.04	16.02
Complaint	3	0.89	16.91
D.L. Query	1	0.30	17.21
Drug Related	1	0.30	17.51
Failure to Stop	2	0.59	18.10
House Watch	1	0.30	18.40
Information	2	0.59	18.99
Loud Noise	1	0.30	19.29
Reckless Driver	4	1.19	20.47
Registration Query	8	2.37	22.85
Shots Fired	1	0.30	23.15
Stranded Motorist	3	0.89	24.04
Suspicious Activity	2	0.59	24.63
Suspicious Person	4	1.19	25.82
Suspicious Vehicle	1	0.30	26.11
Threats Made	1	0.30	26.41
Traffic Contr/Hazard	4	1.19	27.60
Traffic Stop	239	70.92	98.52
Trespassing	1	0.30	98.81
Unauthorized Use Veh	1	0.30	99.11
Unsecure Building	1	0.30	99.41
Unwanted Person	1	0.30	99.70
Vandalism	1	0.30	100.00
	<b>337</b>	<b>100.00</b>	





## Response Volume per Response Type

**From :** null 00:00:00      **To :** null 23:59:59  
**Agency:** Moscow Police Dept

Number of Responses : 138

<u>Response Type</u>	<u>Number of Responses</u>	<u>Percentage (%)</u>	<u>Cumulative (%)</u>
911 Hang up	6	4.35	4.35
Abandoned Vehicle	1	0.72	5.07
Accident - Injury	1	0.72	5.80
Alarm - Burglar	5	3.62	9.42
Assist other Agency	13	9.42	18.84
Attempt Pickup	1	0.72	19.57
Bad Check	1	0.72	20.29
Complaint	1	0.72	21.01
D.L. Query	1	0.72	21.74
Dead on Arrival	1	0.72	22.46
Disturbing The Peace	4	2.90	25.36
Follow Up	7	5.07	30.43
Information	1	0.72	31.16
Lock-Out	5	3.62	34.78
Property Damage	2	1.45	36.23
Reckless Driver	2	1.45	37.68
Registration Query	4	2.90	40.58
Suicidal Party	1	0.72	41.30
Suspicious Activity	1	0.72	42.03
Suspicious Vehicle	2	1.45	43.48
Theft of Property	3	2.17	45.65
Threats Made	1	0.72	46.38
Traffic Contr/Hazard	1	0.72	47.10
Traffic Stop	70	50.72	97.83
Transporting	2	1.45	99.28
Unwanted Person	1	0.72	100.00
	<u>138</u>	<u>100.00</u>	




## Response Volume per Response Type

**From :** null 00:00:00      **To :** null 23:59:59  
**Agency:** Galloway Police Dept

Number of Responses : 194

<u>Response Type</u>	<u>Number of Responses</u>	<u>Percentage (%)</u>	<u>Cumulative (%)</u>
911 Hang up	8	4.12	4.12
Abandoned Vehicle	1	0.52	4.64
Alarm - Burglar	4	2.06	6.70
Animal Call Law Enforcement	3	1.55	8.25
Assault	1	0.52	8.76
Assist other Agency	12	6.19	14.95
Attempt Pickup	1	0.52	15.46
Burglary	2	1.03	16.49
D.L. Query	3	1.55	18.04
Dead on Arrival	1	0.52	18.56
Extra Patrol Request	1	0.52	19.07
Fireworks Complaint	1	0.52	19.59
Follow Up	1	0.52	20.10
Fraud	1	0.52	20.62
Identity Theft	1	0.52	21.13
Missing Person	1	0.52	21.65
NCIC Query	1	0.52	22.16
Reckless Driver	1	0.52	22.68
Registration Query	7	3.61	26.29
Security Check	1	0.52	26.80
Sexual Assault	2	1.03	27.84
Suspicious Activity	1	0.52	28.35
Traffic Stop	136	70.10	98.45
Vandalism	2	1.03	99.48
Welfare Check	1	0.52	100.00
	<u>194</u>	<u>100.00</u>	



## Response Volume per Response Type

**From :** null 00:00:00      **To :** null 23:59:59  
**Agency:** Grand Junction Police Dept, Lagrange Police Dept

---

Number of Responses : 6

<u>Response Type</u>	<u>Number of Responses</u>	<u>Percentage (%)</u>	<u>Cumulative (%)</u>
911 Hang up	1	16.67	16.67
Disturbing The Peace	1	16.67	33.33
Stranded Motorist	1	16.67	50.00
Traffic Stop	2	33.33	83.33
Unwanted Person	1	16.67	100.00
	<u>6</u>	<u>100.00</u>	



## Response Volume per Response Type

**From :** null 00:00:00      **To :** null 23:59:59  
**Agency:** Rossville Police Dept

Number of Responses : 173

<u>Response Type</u>	<u>Number of Responses</u>	<u>Percentage (%)</u>	<u>Cumulative (%)</u>
911 Hang up	10	5.78	5.78
Accident - No Injury	1	0.58	6.36
Air Craft Crash	1	0.58	6.94
Alarm - Burglar	1	0.58	7.51
Alleged Child Abuse	1	0.58	8.09
Assist - Non-Criminal	1	0.58	8.67
Assist other Agency	12	6.94	15.61
Disturbing The Peace	1	0.58	16.18
Information	1	0.58	16.76
Reckless Driver	3	1.73	18.50
Registration Query	6	3.47	21.97
Stolen Vehicle	1	0.58	22.54
Stranded Motorist	1	0.58	23.12
Suspicious Vehicle	3	1.73	24.86
Traffic Contr/Hazard	1	0.58	25.43
Traffic Stop	113	65.32	90.75
Unruly Juvenile	1	0.58	91.33
Unsecure Building	13	7.51	98.84
Welfare Check	2	1.16	100.00
	<u>173</u>	<u>100.00</u>	



## Resource Assign Volume per Agency


**From :** null 00:00:00      **To :** null 23:59:59  
**Agency Type:** EMS  
**Resource Type:** Ambulance

---

Number of Records Used : 273

Number of Resources : 4

<u>Agency</u>	<u>Occurrences</u>	<u>Percentage (%)</u>	<u>Cumulative (%)</u>
EMS Fayette Co.	273	100.00	100.00
	<b>273</b>	<b>100.00</b>	



## Resource Assign Volume per Agency

**From :** null 00:00:00      **To :** null 23:59:59  
**Agency Type:** Fire Dept

Number of Records Used : 600

Number of Resources : 146

<u>Agency</u>	<u>Occurrences</u>	<u>Percentage (%)</u>	<u>Cumulative (%)</u>
Station 01 - Somerville	53	8.83	8.83
Station 02 - Braden	26	4.33	13.17
Station 03 - Piperton	33	5.50	18.67
Station 04 - Oakland	58	9.67	28.33
Station 05 - Gallaway	51	8.50	36.83
Station 06 - Rossville	38	6.33	43.17
Station 07 - Williston	33	5.50	48.67
Station 08 - LaGrange	25	4.17	52.83
Station 09 - Moscow	27	4.50	57.33
Station 10 - Substation	57	9.50	66.83
Station 11 - Macon	80	13.33	80.17
Station 13 - North East	21	3.50	83.67
Station 14 - Hickory Withe	73	12.17	95.83
Station 15 - District 15	25	4.17	100.00
	<b>600</b>	<b>100.00</b>	

## Call Volume per Trunk

From : 04/01/2017 00:00:00 To : 04/24/2017 23:59:59  
 Trunk Group/Pool: TG - 911, TG - 911 M, TG - 911-NG

Number of Calls : 979

<u>Trunk</u>	<u>Incoming</u>	<u>Outgoing</u>	<u>Abandoned</u>	<u>Number of Calls</u>
911-1	9	0	1	10
911-2	8	0	2	10
911-3	10	0	0	10
911-4	5	0	1	6
911-5	7	0	2	9
911-6	272	0	40	312
911-7	280	0	33	313
911-8	274	0	35	309
	<b>865</b>	<b>0</b>	<b>114</b>	<b>979</b>

## Call Volume per Trunk

From : 04/01/2017 00:00:00 To : 04/24/2017 23:59:59  
 Trunk Group/Pool: TG - ADMIN

Number of Calls : 6,648

<u>Trunk</u>	<u>Incoming</u>	<u>Outgoing</u>	<u>Abandoned</u>	<u>Number of Calls</u>
PRIVATE 466-9372	75	0	0	75
PRIVATE 4669410	926	0	0	926
PRIVATE 466-9433	20	0	0	20
SHERIFF OFFICE-1	929	2,165	0	3,094
SHERIFF OFFICE-2	54	289	0	343
SHERIFF OFFICE-3	2,183	7	0	2,190
	<u>4,187</u>	<u>2,461</u>	<u>0</u>	<u>6,648</u>