



# Fayette County Sheriff's Office


James R. "Bobby" Riles, Sheriff

## Monthly Report

| Jail Population |               |                      |
|-----------------|---------------|----------------------|
| Jail Intakes    | Jail Releases | Avg Daily Population |
| 184             | 240           | 163                  |
| Highest:        | 170           |                      |
| Lowest:         | 157           |                      |

| Miles Driven FCSO |
|-------------------|
| 203591            |

| Warrants / Civil Process |                        |        |
|--------------------------|------------------------|--------|
|                          | Handed Down From Court | Served |
| Civil Process            | 344                    | 166    |
| Criminal Warrants        | 114                    | 119    |



## Resource Assign Volume per Response Type

From : null 00:00:00  
Agency: Fayette Co SO


To : null 23:59:59

Number of Records Used : 3,275

Number of Resources : 71

| <u>Response Type</u>        | <u>Occurrences</u> | <u>Percentage (%)</u> | <u>Cumulative (%)</u> |
|-----------------------------|--------------------|-----------------------|-----------------------|
| 401 Patient                 | 17                 | 0.52                  | 0.52                  |
| 911 Hang up                 | 12                 | 0.37                  | 0.89                  |
| Abandoned Vehicle           | 20                 | 0.61                  | 1.50                  |
| Accident - Injury           | 15                 | 0.46                  | 1.95                  |
| Accident - No Injury        | 64                 | 1.95                  | 3.91                  |
| Alarm - Burglar             | 131                | 4.00                  | 7.91                  |
| Animal Call Law Enforcement | 33                 | 1.01                  | 8.92                  |
| Animal Control Response     | 7                  | 0.21                  | 9.13                  |
| Arrest & Hold               | 3                  | 0.09                  | 9.22                  |
| Assault                     | 22                 | 0.67                  | 9.89                  |
| Assist - Non-Criminal       | 2                  | 0.06                  | 9.95                  |
| Assist other Agency         | 107                | 3.27                  | 13.22                 |
| Attempt Burglary            | 1                  | 0.03                  | 13.25                 |
| Attempt Pickup              | 118                | 3.60                  | 16.85                 |
| Burglary                    | 10                 | 0.31                  | 17.16                 |
| Burglary of Auto            | 3                  | 0.09                  | 17.25                 |
| Child Abuse/Neglect         | 1                  | 0.03                  | 17.28                 |
| Civil Matter                | 19                 | 0.58                  | 17.86                 |
| Complaint                   | 11                 | 0.34                  | 18.20                 |
| Counterfeit Money           | 1                  | 0.03                  | 18.23                 |
| D.L. Query                  | 8                  | 0.24                  | 18.47                 |
| Dead on Arrival             | 1                  | 0.03                  | 18.50                 |
| Disabled Vehicle            | 10                 | 0.31                  | 18.81                 |
| Disturbing The Peace        | 87                 | 2.66                  | 21.47                 |
| Emer. Contact Msg           | 2                  | 0.06                  | 21.53                 |
| Escort                      | 16                 | 0.49                  | 22.02                 |
| Extra Patrol Request        | 3                  | 0.09                  | 22.11                 |
| Failure to Stop             | 4                  | 0.12                  | 22.23                 |
| Fire Call                   | 7                  | 0.21                  | 22.44                 |
| Follow Up                   | 63                 | 1.92                  | 24.37                 |
| Fraud                       | 4                  | 0.12                  | 24.49                 |
| Get Personal Items          | 9                  | 0.27                  | 24.76                 |
| GHSO                        | 63                 | 1.92                  | 26.69                 |
| Harassment                  | 11                 | 0.34                  | 27.02                 |
| Identity Theft              | 5                  | 0.15                  | 27.18                 |
| Illegal Dumping             | 3                  | 0.09                  | 27.27                 |
| Injury - Accidental         | 1                  | 0.03                  | 27.30                 |
| Juvenile Complaint          | 12                 | 0.37                  | 27.66                 |
| Lock-Out                    | 47                 | 1.44                  | 29.10                 |
| Lost / Found                | 17                 | 0.52                  | 29.62                 |
| Loud Music                  | 5                  | 0.15                  | 29.77                 |
| Loud Noise                  | 6                  | 0.18                  | 29.95                 |
| NCIC Query                  | 2                  | 0.06                  | 30.02                 |
| Poss Break In               | 5                  | 0.15                  | 30.17                 |
| Poss Drugs Present          | 4                  | 0.12                  | 30.29                 |
| Property Damage             | 20                 | 0.61                  | 30.90                 |
| Prowler                     | 15                 | 0.46                  | 31.36                 |

| <u>Response Type</u> | <u>Occurrences</u> | <u>Percentage (%)</u> | <u>Cumulative (%)</u> |
|----------------------|--------------------|-----------------------|-----------------------|
| Reckless Driver      | 12                 | 0.37                  | 31.73                 |
| Recovered            | 21                 | 0.64                  | 32.37                 |
| Registration Query   | 68                 | 2.08                  | 34.44                 |
| Security Check       | 1,051              | 32.09                 | 66.53                 |
| Serving Papers       | 302                | 9.22                  | 75.76                 |
| Sexual Assault       | 7                  | 0.21                  | 75.97                 |
| Shots Fired          | 24                 | 0.73                  | 76.70                 |
| Stolen Vehicle       | 5                  | 0.15                  | 76.85                 |
| Stranded Motorist    | 10                 | 0.31                  | 77.16                 |
| Suicidal Party       | 5                  | 0.15                  | 77.31                 |
| Suicide              | 5                  | 0.15                  | 77.47                 |
| Suspicious Activity  | 37                 | 1.13                  | 78.60                 |
| Suspicious Person    | 19                 | 0.58                  | 79.18                 |
| Suspicious Vehicle   | 40                 | 1.22                  | 80.40                 |
| Theft of Property    | 12                 | 0.37                  | 80.76                 |
| Threats Made         | 7                  | 0.21                  | 80.98                 |
| Traffic Contr/Hazard | 31                 | 0.95                  | 81.92                 |
| Traffic Stop         | 461                | 14.08                 | 96.00                 |
| Traffic Violation    | 7                  | 0.21                  | 96.21                 |
| Transporting         | 78                 | 2.38                  | 98.60                 |
| Trespassing          | 6                  | 0.18                  | 98.78                 |
| Unruly Juvenile      | 1                  | 0.03                  | 98.81                 |
| Unwanted Person      | 22                 | 0.67                  | 99.48                 |
| Vandalism            | 7                  | 0.21                  | 99.69                 |
| Welfare Check        | 10                 | 0.31                  | 100.00                |
|                      | <b>3,275</b>       | <b>100.00</b>         |                       |



## Resource Assign Volume per Response Type

From : null 00:00:00 To : null 23:59:59  
Agency: Somerville Police Dept

Number of Records Used : 1,097

Number of Resources : 21

| <u>Response Type</u>        | <u>Occurrences</u> | <u>Percentage (%)</u> | <u>Cumulative (%)</u> |
|-----------------------------|--------------------|-----------------------|-----------------------|
| 401 Patient                 | 1                  | 0.09                  | 0.09                  |
| 911 Hang up                 | 4                  | 0.36                  | 0.46                  |
| Abandoned Vehicle           | 4                  | 0.36                  | 0.82                  |
| Accident - Injury           | 7                  | 0.64                  | 1.46                  |
| Accident - No Injury        | 6                  | 0.55                  | 2.01                  |
| Alarm - Burglar             | 44                 | 4.01                  | 6.02                  |
| Ambulance                   | 2                  | 0.18                  | 6.20                  |
| Animal Call Law Enforcement | 1                  | 0.09                  | 6.29                  |
| Assault                     | 9                  | 0.82                  | 7.11                  |
| Assist - Non-Criminal       | 5                  | 0.46                  | 7.57                  |
| Assist other Agency         | 91                 | 8.30                  | 15.86                 |
| Attempt Pickup              | 23                 | 2.10                  | 17.96                 |
| Bad Check                   | 1                  | 0.09                  | 18.05                 |
| Burglary                    | 2                  | 0.18                  | 18.23                 |
| Burglary of Auto            | 1                  | 0.09                  | 18.32                 |
| Child Custody               | 2                  | 0.18                  | 18.51                 |
| Civil Matter                | 4                  | 0.36                  | 18.87                 |
| Complaint                   | 13                 | 1.19                  | 20.05                 |
| Counterfeit Money           | 1                  | 0.09                  | 20.15                 |
| D.L. Query                  | 3                  | 0.27                  | 20.42                 |
| Dead on Arrival             | 3                  | 0.27                  | 20.69                 |
| Disabled Vehicle            | 1                  | 0.09                  | 20.78                 |
| Disturbing The Peace        | 16                 | 1.46                  | 22.24                 |
| Escort                      | 12                 | 1.09                  | 23.34                 |
| Fire Call                   | 2                  | 0.18                  | 23.52                 |
| Follow Up                   | 11                 | 1.00                  | 24.52                 |
| Fraud                       | 1                  | 0.09                  | 24.61                 |
| Get Personal Items          | 2                  | 0.18                  | 24.79                 |
| Harassment                  | 7                  | 0.64                  | 25.43                 |
| Home Invasion               | 2                  | 0.18                  | 25.62                 |
| Identity Theft              | 1                  | 0.09                  | 25.71                 |
| Information                 | 1                  | 0.09                  | 25.80                 |
| Injury - Accidental         | 1                  | 0.09                  | 25.89                 |
| Lock-Out                    | 25                 | 2.28                  | 28.17                 |
| Lost / Found                | 1                  | 0.09                  | 28.26                 |
| NCIC Query                  | 1                  | 0.09                  | 28.35                 |
| Poss Break In               | 3                  | 0.27                  | 28.62                 |
| Poss Drugs Present          | 2                  | 0.18                  | 28.81                 |
| Property Damage             | 4                  | 0.36                  | 29.17                 |
| Reckless Driver             | 6                  | 0.55                  | 29.72                 |
| Recovered                   | 2                  | 0.18                  | 29.90                 |
| Registration Query          | 61                 | 5.56                  | 35.46                 |
| Security Check              | 1                  | 0.09                  | 35.55                 |
| Shooting                    | 6                  | 0.55                  | 36.10                 |
| Shoplifter                  | 2                  | 0.18                  | 36.28                 |
| Shots Fired                 | 2                  | 0.18                  | 36.46                 |
| Stolen Vehicle              | 7                  | 0.64                  | 37.10                 |

| <u>Response Type</u> | <u>Occurrences</u> | <u>Percentage (%)</u> | <u>Cumulative (%)</u> |
|----------------------|--------------------|-----------------------|-----------------------|
| Stranded Motorist    | 4                  | 0.36                  | 37.47                 |
| Suicidal Party       | 2                  | 0.18                  | 37.65                 |
| Suspicious Activity  | 13                 | 1.19                  | 38.83                 |
| Suspicious Person    | 18                 | 1.64                  | 40.47                 |
| Suspicious Vehicle   | 4                  | 0.36                  | 40.84                 |
| Theft of Property    | 4                  | 0.36                  | 41.20                 |
| Theft of Services    | 3                  | 0.27                  | 41.48                 |
| Threats Made         | 2                  | 0.18                  | 41.66                 |
| Traffic Contr/Hazard | 6                  | 0.55                  | 42.21                 |
| Traffic Stop         | 609                | 55.52                 | 97.72                 |
| Traffic Violation    | 3                  | 0.27                  | 97.99                 |
| Transporting         | 2                  | 0.18                  | 98.18                 |
| Unruly Juvenile      | 3                  | 0.27                  | 98.45                 |
| Unsecure Building    | 2                  | 0.18                  | 98.63                 |
| Unwanted Person      | 6                  | 0.55                  | 99.18                 |
| Vandallism           | 7                  | 0.64                  | 99.82                 |
| Welfare Check        | 2                  | 0.18                  | 100.00                |
|                      | <b>1,097</b>       | <b>100.00</b>         |                       |



## Resource Assign Volume per Response Type

From : null 00:00:00 To : null 23:59:59  
Agency: Oakland Police Dept

Number of Records Used : 889

Number of Resources : 27

| <u>Response Type</u>        | <u>Occurrences</u> | <u>Percentage (%)</u> | <u>Cumulative (%)</u> |
|-----------------------------|--------------------|-----------------------|-----------------------|
| 911 Hang up                 | 6                  | 0.67                  | 0.67                  |
| Abandoned Vehicle           | 2                  | 0.22                  | 0.90                  |
| Accident - No Injury        | 19                 | 2.14                  | 3.04                  |
| Alarm - Burglar             | 56                 | 6.30                  | 9.34                  |
| Ambulance                   | 1                  | 0.11                  | 9.45                  |
| Animal Call Law Enforcement | 7                  | 0.79                  | 10.24                 |
| Assault                     | 2                  | 0.22                  | 10.46                 |
| Assist - Non-Criminal       | 5                  | 0.56                  | 11.02                 |
| Assist other Agency         | 64                 | 7.20                  | 18.22                 |
| Bad Check                   | 4                  | 0.45                  | 18.67                 |
| Civil Matter                | 5                  | 0.56                  | 19.24                 |
| Complaint                   | 11                 | 1.24                  | 20.47                 |
| D.L. Query                  | 1                  | 0.11                  | 20.58                 |
| Disabled Vehicle            | 1                  | 0.11                  | 20.70                 |
| Disturbing The Peace        | 14                 | 1.57                  | 22.27                 |
| Escort                      | 3                  | 0.34                  | 22.61                 |
| Fire Call                   | 2                  | 0.22                  | 22.83                 |
| Follow Up                   | 6                  | 0.67                  | 23.51                 |
| Fraud                       | 4                  | 0.45                  | 23.96                 |
| Get Personal Items          | 5                  | 0.56                  | 24.52                 |
| Harassment                  | 8                  | 0.90                  | 25.42                 |
| Identity Theft              | 1                  | 0.11                  | 25.53                 |
| Juvenile Complaint          | 6                  | 0.67                  | 26.21                 |
| Lock-Out                    | 1                  | 0.11                  | 26.32                 |
| Lost / Found                | 1                  | 0.11                  | 26.43                 |
| Loud Music                  | 2                  | 0.22                  | 26.66                 |
| Loud Noise                  | 3                  | 0.34                  | 27.00                 |
| NCIC Query                  | 1                  | 0.11                  | 27.11                 |
| Property Damage             | 4                  | 0.45                  | 27.56                 |
| Reckless Driver             | 24                 | 2.70                  | 30.26                 |
| Registration Query          | 37                 | 4.16                  | 34.42                 |
| Runaway Juvenile            | 5                  | 0.56                  | 34.98                 |
| Shooting                    | 2                  | 0.22                  | 35.21                 |
| Shoplifter                  | 5                  | 0.56                  | 35.77                 |
| Shots Fired                 | 4                  | 0.45                  | 36.22                 |
| Stolen Vehicle              | 2                  | 0.22                  | 36.45                 |
| Stranded Motorist           | 12                 | 1.35                  | 37.80                 |
| Suspicious Activity         | 22                 | 2.47                  | 40.27                 |
| Suspicious Person           | 13                 | 1.46                  | 41.73                 |
| Suspicious Vehicle          | 11                 | 1.24                  | 42.97                 |
| Theft of Property           | 5                  | 0.56                  | 43.53                 |
| Traffic Stop                | 495                | 55.68                 | 99.21                 |
| Traffic Violation           | 3                  | 0.34                  | 99.55                 |
| Transporting                | 1                  | 0.11                  | 99.66                 |
| Unwanted Person             | 2                  | 0.22                  | 99.89                 |
| Welfare Check               | 1                  | 0.11                  | 100.00                |
|                             | <b>889</b>         | <b>100.00</b>         |                       |



## Resource Assign Volume per Response Type

From : null 00:00:00 To : null 23:59:59  
Agency: Piperton Police Dept

Number of Records Used : 609

Number of Resources : 12

| <u>Response Type</u>        | <u>Occurrences</u> | <u>Percentage (%)</u> | <u>Cumulative (%)</u> |
|-----------------------------|--------------------|-----------------------|-----------------------|
| 911 Hang up                 | 4                  | 0.66                  | 0.66                  |
| Abandoned Vehicle           | 8                  | 1.31                  | 1.97                  |
| Accident - Injury           | 3                  | 0.49                  | 2.46                  |
| Accident - No Injury        | 8                  | 1.31                  | 3.78                  |
| Alarm - Burglar             | 23                 | 3.78                  | 7.55                  |
| Animal Call Law Enforcement | 7                  | 1.15                  | 8.70                  |
| Assist other Agency         | 15                 | 2.46                  | 11.17                 |
| Burglary of Auto            | 1                  | 0.16                  | 11.33                 |
| D.L. Query                  | 1                  | 0.16                  | 11.49                 |
| Disturbing The Peace        | 2                  | 0.33                  | 11.82                 |
| Failure to Stop             | 1                  | 0.16                  | 11.99                 |
| Follow Up                   | 4                  | 0.66                  | 12.64                 |
| Illegal Dumping             | 3                  | 0.49                  | 13.14                 |
| Information                 | 1                  | 0.16                  | 13.30                 |
| Lost / Found                | 1                  | 0.16                  | 13.46                 |
| Reckless Driver             | 3                  | 0.49                  | 13.96                 |
| Registration Query          | 18                 | 2.96                  | 16.91                 |
| Shots Fired                 | 2                  | 0.33                  | 17.24                 |
| Stranded Motorist           | 11                 | 1.81                  | 19.05                 |
| Suspicious Activity         | 2                  | 0.33                  | 19.38                 |
| Suspicious Person           | 4                  | 0.66                  | 20.03                 |
| Suspicious Vehicle          | 4                  | 0.66                  | 20.69                 |
| Theft of Property           | 3                  | 0.49                  | 21.18                 |
| Traffic Contr/Hazard        | 1                  | 0.16                  | 21.35                 |
| Traffic Stop                | 470                | 77.18                 | 98.52                 |
| Traffic Violation           | 3                  | 0.49                  | 99.01                 |
| Trespassing                 | 3                  | 0.49                  | 99.51                 |
| Unsecure Building           | 3                  | 0.49                  | 100.00                |
|                             | <b>609</b>         | <b>100.00</b>         |                       |



## Resource Assign Volume per Response Type


From : null 00:00:00 To : null 23:59:59  
Agency: Moscow Police Dept

Number of Records Used : 202

Number of Resources : 7

| <u>Response Type</u>        | <u>Occurrences</u> | <u>Percentage (%)</u> | <u>Cumulative (%)</u> |
|-----------------------------|--------------------|-----------------------|-----------------------|
| Abandoned Vehicle           | 1                  | 0.50                  | 0.50                  |
| Alarm - Burglar             | 3                  | 1.49                  | 1.98                  |
| Animal Call Law Enforcement | 1                  | 0.50                  | 2.48                  |
| Assist other Agency         | 8                  | 3.96                  | 6.44                  |
| Burglary                    | 1                  | 0.50                  | 6.93                  |
| D.L. Query                  | 2                  | 0.99                  | 7.92                  |
| Dead on Arrival             | 3                  | 1.49                  | 9.41                  |
| Disturbing The Peace        | 5                  | 2.48                  | 11.88                 |
| Follow Up                   | 2                  | 0.99                  | 12.87                 |
| Lock-Out                    | 4                  | 1.98                  | 14.85                 |
| Loud Music                  | 1                  | 0.50                  | 15.35                 |
| Property Damage             | 1                  | 0.50                  | 15.84                 |
| Reckless Driver             | 3                  | 1.49                  | 17.33                 |
| Registration Query          | 3                  | 1.49                  | 18.81                 |
| Stolen Vehicle              | 1                  | 0.50                  | 19.31                 |
| Stranded Motorist           | 1                  | 0.50                  | 19.80                 |
| Suspicious Activity         | 3                  | 1.49                  | 21.29                 |
| Suspicious Person           | 1                  | 0.50                  | 21.78                 |
| Theft of Property           | 1                  | 0.50                  | 22.28                 |
| Traffic Stop                | 149                | 73.76                 | 96.04                 |
| Transporting                | 3                  | 1.49                  | 97.52                 |
| Trespassing                 | 1                  | 0.50                  | 98.02                 |
| Unruly Juvenile             | 1                  | 0.50                  | 98.51                 |
| Unwanted Person             | 3                  | 1.49                  | 100.00                |
|                             | <b>202</b>         | <b>100.00</b>         |                       |





## Resource Assign Volume per Response Type

From : null 00:00:00 To : null 23:59:59  
Agency: Gallaway Police Dept

Number of Records Used : 272

Number of Resources : 15

| <u>Response Type</u>        | <u>Occurrences</u> | <u>Percentage (%)</u> | <u>Cumulative (%)</u> |
|-----------------------------|--------------------|-----------------------|-----------------------|
| 911 Hang up                 | 1                  | 0.37                  | 0.37                  |
| Abandoned Vehicle           | 1                  | 0.37                  | 0.74                  |
| Alarm - Burglar             | 7                  | 2.57                  | 3.31                  |
| Animal Call Law Enforcement | 2                  | 0.74                  | 4.04                  |
| Assist other Agency         | 14                 | 5.15                  | 9.19                  |
| Attempt Pickup              | 2                  | 0.74                  | 9.93                  |
| Burglary                    | 2                  | 0.74                  | 10.66                 |
| Complaint                   | 2                  | 0.74                  | 11.40                 |
| Dead on Arrival             | 1                  | 0.37                  | 11.76                 |
| Disturbing The Peace        | 3                  | 1.10                  | 12.87                 |
| Failure to Stop             | 2                  | 0.74                  | 13.60                 |
| Follow Up                   | 11                 | 4.04                  | 17.65                 |
| Juvenile Complaint          | 1                  | 0.37                  | 18.01                 |
| Reckless Driver             | 2                  | 0.74                  | 18.75                 |
| Registration Query          | 7                  | 2.57                  | 21.32                 |
| Security Check              | 1                  | 0.37                  | 21.69                 |
| Suspicious Person           | 1                  | 0.37                  | 22.06                 |
| Suspicious Vehicle          | 2                  | 0.74                  | 22.79                 |
| Theft of Property           | 1                  | 0.37                  | 23.16                 |
| Threats Made                | 1                  | 0.37                  | 23.53                 |
| Traffic Stop                | 205                | 75.37                 | 98.90                 |
| Traffic Violation           | 1                  | 0.37                  | 99.26                 |
| Transporting                | 2                  | 0.74                  | 100.00                |
|                             | <b>272</b>         | <b>100.00</b>         |                       |



## Resource Assign Volume per Response Type

**From :** null 00:00:00      **To :** null 23:59:59  
**Agency:** Lagrange Police Dept

Number of Records Used : 7  
Number of Resources : 2

| <u>Response Type</u> | <u>Occurrences</u> | <u>Percentage (%)</u> | <u>Cumulative (%)</u> |
|----------------------|--------------------|-----------------------|-----------------------|
| Assist other Agency  | 1                  | 14.29                 | 14.29                 |
| Disabled Vehicle     | 1                  | 14.29                 | 28.57                 |
| Security Check       | 4                  | 57.14                 | 85.71                 |
| Traffic Stop         | 1                  | 14.29                 | 100.00                |
|                      | <b>7</b>           | <b>100.00</b>         |                       |



## Resource Assign Volume per Response Type

From : null 00:00:00 To : null 23:59:59  
Agency: Rossville Police Dept

Number of Records Used : 202

Number of Resources : 7

| <u>Response Type</u> | <u>Occurrences</u> | <u>Percentage (%)</u> | <u>Cumulative (%)</u> |
|----------------------|--------------------|-----------------------|-----------------------|
| Alarm - Burglar      | 4                  | 1.98                  | 1.98                  |
| Assist other Agency  | 24                 | 11.88                 | 13.86                 |
| Complaint            | 3                  | 1.49                  | 15.35                 |
| Disturbing The Peace | 5                  | 2.48                  | 17.82                 |
| Follow Up            | 4                  | 1.98                  | 19.80                 |
| Fraud                | 1                  | 0.50                  | 20.30                 |
| Injury - Accidental  | 1                  | 0.50                  | 20.79                 |
| Property Damage      | 1                  | 0.50                  | 21.29                 |
| Registration Query   | 4                  | 1.98                  | 23.27                 |
| Stranded Motorist    | 1                  | 0.50                  | 23.76                 |
| Suicidal Party       | 2                  | 0.99                  | 24.75                 |
| Suspicious Person    | 1                  | 0.50                  | 25.25                 |
| Suspicious Vehicle   | 2                  | 0.99                  | 26.24                 |
| Theft of Property    | 2                  | 0.99                  | 27.23                 |
| Traffic Stop         | 138                | 68.32                 | 95.54                 |
| Unsecure Building    | 4                  | 1.98                  | 97.52                 |
| Welfare Check        | 5                  | 2.48                  | 100.00                |
|                      | <b>202</b>         | <b>100.00</b>         |                       |



## Resource Assign Volume per Response Type

**From :** null 00:00:00      **To :** null 23:59:59  
**Agency:** EMS Fayette Co.

Number of Records Used : 937

Number of Resources : 97

| <u>Response Type</u> | <u>Occurrences</u> | <u>Percentage (%)</u> | <u>Cumulative (%)</u> |
|----------------------|--------------------|-----------------------|-----------------------|
| Accident - Injury    | 78                 | 8.32                  | 8.32                  |
| Alarm - Medical      | 25                 | 2.67                  | 10.99                 |
| Ambulance            | 823                | 87.83                 | 98.83                 |
| Dead on Arrival      | 11                 | 1.17                  | 100.00                |
|                      | <b>937</b>         | <b>100.00</b>         |                       |



## Resource Assign Volume per Response Type

**From :** null 00:00:00  
**Agency Type:** Fire Dept

**To :** null 23:59:59

Number of Records Used : 436

Number of Resources : 133

| <u>Response Type</u> | <u>Occurrences</u> | <u>Percentage (%)</u> | <u>Cumulative (%)</u> |
|----------------------|--------------------|-----------------------|-----------------------|
| Accident - Injury    | 3                  | 0.69                  | 0.69                  |
| Alarm - Fire         | 31                 | 7.11                  | 7.80                  |
| Control Burn         | 23                 | 5.28                  | 13.07                 |
| Fire Call            | 313                | 71.79                 | 84.86                 |
| Fire Drill           | 3                  | 0.69                  | 85.55                 |
| Lifting Asset        | 63                 | 14.45                 | 100.00                |
|                      | <b>436</b>         | <b>100.00</b>         |                       |

### Call Volume per Trunk

**From :** 02/01/2017 00:00:00      **To :** 02/28/2017 23:59:59  
**Trunk Group/Pool:** TG - 911, TG - 911 M, TG - 911-NG

Number of Calls : 1,002

| <u>Trunk</u> | <u>Incoming</u> | <u>Outgoing</u> | <u>Abandoned</u> | <u>Number of Calls</u> |
|--------------|-----------------|-----------------|------------------|------------------------|
| 911-1        | 6               | 0               | 0                | 6                      |
| 911-2        | 8               | 0               | 0                | 8                      |
| 911-3        | 6               | 0               | 1                | 7                      |
| 911-4        | 3               | 0               | 0                | 3                      |
| 911-5        | 4               | 0               | 1                | 5                      |
| 911-6        | 283             | 0               | 42               | 325                    |
| 911-7        | 279             | 0               | 45               | 324                    |
| 911-8        | 291             | 0               | 33               | 324                    |
|              | <u>880</u>      | <u>0</u>        | <u>122</u>       | <u>1,002</u>           |

### Call Volume per Trunk

**From :** 02/01/2017 00:00:00 **To :** 02/28/2017 23:59:59  
**Trunk Group/Pool:** TG - ADMIN

Number of Calls : 7,378

| <u>Trunk</u>     | <u>Incoming</u> | <u>Outgoing</u> | <u>Abandoned</u> | <u>Number of Calls</u> |
|------------------|-----------------|-----------------|------------------|------------------------|
| PRIVATE 466-9372 | 91              | 0               | 0                | 91                     |
| PRIVATE 4669410  | 1,142           | 0               | 0                | 1,142                  |
| PRIVATE 466-9433 | 15              | 2               | 0                | 17                     |
| SHERIFF OFFICE-1 | 771             | 2,529           | 0                | 3,300                  |
| SHERIFF OFFICE-2 | 53              | 285             | 0                | 338                    |
| SHERIFF OFFICE-3 | 2,478           | 12              | 0                | 2,490                  |
|                  | <u>4,550</u>    | <u>2,828</u>    | <u>0</u>         | <u>7,378</u>           |